

Question # 1 of 10 (Start time: 04:49:53 PM, 06 December 2022)

Guidance and counselling are needed in academic setting to ensure:

Select the correct option

| | |
|----------------------------------|---|
| <input type="radio"/> | how to expose emotions |
| <input checked="" type="radio"/> | proper utilization of time spent outside the classrooms |
| <input type="radio"/> | complete formation of skills |
| <input type="radio"/> | how to get angry |


correct



Question # 2 of 10 (**Start time: 04:51:14 PM, 06 December 2022**)

Choose the correct statement about counselling:

▶ **Select the correct option**

| | |
|-----------------------|--|
| <input type="radio"/> | teaches how to avoid conflicts |
| <input type="radio"/> | assists in conflict resolution correct  |
| <input type="radio"/> | Guide student how to behave |
| <input type="radio"/> | encourages unnecessary behavior |

Question # 3 of 10 (Start time: 04:52:19 PM, 06 December 2022)

Tot

Raising awareness and respecting uniqueness among students, counsellors should concentrate to create:

▶ Select the correct option


- | | |
|-----------------------|------------------------------|
| <input type="radio"/> | freedom to play in classroom |
| <input type="radio"/> | option for choices |
| <input type="radio"/> | insight and awareness |
| <input type="radio"/> | time to do class work |

correct 

Question # 4 of 10 (**start time: 04:53:50 PM, 08 December 2022**)

Which one of the following works best with the directive counselling?

 **select the correct option**

| | |
|-----------------------|---|
| <input type="radio"/> | mild/minor problems |
| <input type="radio"/> | less mature and intelligent students correct  |
| <input type="radio"/> | less mature client |
| <input type="radio"/> | more mature clients |

Question # 5 of 10 (**Start time: 04:55:10 PM, 06 December 2022**)

Effective guidance and counselling enables the students to:

Select the correct option

| | |
|----------------------------------|--|
| <input checked="" type="radio"/> | take rational control over feelings and action |
| <input type="radio"/> | explain their problems |
| <input type="radio"/> | hide their problems |
| <input type="radio"/> | go with the flow of feelings |

Question # 6 of 10 (start time: 04:56:16 PM, 06 December 2022)

Through which of the following expression counsellor must communicate his/her concern for the students?

Select the correct option

| | |
|----------------------------------|-----------------------|
| <input type="radio"/> | verbal expressions |
| <input checked="" type="radio"/> | verbal and non-verbal |
| <input type="radio"/> | non-verbal expression |
| <input type="radio"/> | Conversation |

correct 

Question # 7 of 10 (Start time: 04:57:21 PM, 06 December 2022)

In order to avoid bullying in school, it is important to provide which of the following service to students?

Select the correct option

| | |
|----------------------------------|-------------------------------|
| <input type="radio"/> | motivational techniques |
| <input type="radio"/> | different teaching strategies |
| <input type="radio"/> | reinforcement |
| <input checked="" type="radio"/> | guidance and counselling |

correct 

Question # 8 of 10 (**start time: 04:57:57 PM, 06 December 2022**)

To ensure empathy, the counsellor must:

Select the correct option

☐

listen quietly

☐

not sympathize

☐

politely act

correct 

☐

respond intelligently

Question # 9 of 10 (start time: 04:58:48 PM, 06 December 2022)

Total M

Which one of the following terms relates when a counselor accepts the students totally without disapproving of feeling, action, or characteristics?

Select the correct option


| | |
|----------------------------------|-------------------------------|
| <input type="radio"/> | Misconception |
| <input type="radio"/> | Empathy |
| <input type="radio"/> | Congruence |
| <input checked="" type="radio"/> | Unconditional positive regard |

correct 

Question # 10 of 10 (**Start time: 04:59:31 PM, 06 December 2022**)

What is the role of the counselor in electric counselling?

Select the correct option

| | |
|----------------------------------|---|
| <input type="radio"/> | too active |
| <input checked="" type="radio"/> | Neither too active nor too passive correct  |
| <input type="radio"/> | Both active and passive |
| <input type="radio"/> | too passive |

Question # 10 of 10 (start time: 06:28:55 PM, 06 December 2022)

Guidance provides:


Select the correct option

| | |
|----------------------------------|---|
| <input type="radio"/> | assistance and encourages problem solving |
| <input type="radio"/> | confused condition for the students |
| <input type="radio"/> | stressful conditions for the students |
| <input checked="" type="radio"/> | solutions to classroom-based problems |

Question # 8 of 10 (**start time: 06:26:35 PM, 06 December 2022**)

What is the purpose of guidance and counselling services?

select the correct option

| | |
|----------------------------------|--|
| <input type="radio"/> | facillitate teachers outside the school |
| <input checked="" type="radio"/> | provide required information and assistance to the students correct  |
| <input type="radio"/> | facillitate students in the schools |
| <input type="radio"/> | count problems faced by students |

Question # 7 of 10 (**start time: 06:25:58 PM, 06 December 2022**)

The ability to express oneself without being blunt is:

select the correct option


| | |
|----------------------------------|----------------|
| <input type="radio"/> | Constraint |
| <input checked="" type="radio"/> | Spontaneity |
| <input type="radio"/> | Correspondence |
| <input type="radio"/> | Congruence |

correct 

Question # 5 of 10 (Start time: 06:24:17 PM, 06 December 2022)

On which one of the following counselling's success depend on?

▶ Select the correct option

| | |
|-----------------------|---|
| <input type="radio"/> | frequency of teacher led sessions |
| <input type="radio"/> | student's timely approach to the counsellor |
| <input type="radio"/> | student's readiness to make a change correct  |
| <input type="radio"/> | frequency of student's session |

EDU304 - Introduction to Guidance and Counseling (Quiz No 1)

Question # 4 of 10 (Start time: 06:23:19 PM, 06 December 2022)

We should prepare students in a way that they can co-exist properly in:

Select the correct option


| | |
|----------------------------------|----------|
| <input type="radio"/> | Class |
| <input type="radio"/> | politics |
| <input type="radio"/> | rally |
| <input checked="" type="radio"/> | society |

correct 

Question # 3 of 10 (Start time: 06:22:07 PM, 06 December 2022)

Which one of the following is referred to counselling?


▶ Select the correct option

| | |
|-----------------------|---|
| <input type="radio"/> | specialized service for serious problems |
| | correct  |
| <input type="radio"/> | evaluation process |
| <input type="radio"/> | another name for guidance |
| <input type="radio"/> | initial stage of guidance |

Question # 2 of 10 (**Start time: 06:20:38 PM, 06 December 2022**)

Being genuine means that the counsellor should be:

▶ Select the correct option


| | |
|-----------------------|---|
| <input type="radio"/> | Straightforward |
| <input type="radio"/> | kind |
| <input type="radio"/> | open, sincere, and honest correct  |
| <input type="radio"/> | firm and hard |

EDU304 – Introduction to Guidance and Counseling (Quiz No 1)

Question # 9 of 10 (**Start time: 06:08:08 PM, 06 December 2022**)

What is the goal of health guidance?

Select the correct option

| | |
|----------------------------------|--|
| <input checked="" type="radio"/> | curative correct  |
| <input type="radio"/> | negligible |
| <input type="radio"/> | negative |
| <input type="radio"/> | injurious |

Question # 8 of 10 (start time: 06:06:34 PM, 06 December 2022)

Which one of following statements closely relate to guidance and counselling services in school?

► Select the correct option

☐

students' social and emotional development

correct

☐

understanding in students' attitude

☐

supervision in students' studies


☐

cooperation among staff members

Question # 7 of 10 (**Start time: 06:06:20 PM, 06 December 2022**)

Which of the following is not an anti-social behavior?

Select the correct option

| | |
|----------------------------------|---|
| <input checked="" type="radio"/> | Shaking hands correct  |
| <input type="radio"/> | Bullying |
| <input type="radio"/> | Racism |
| <input type="radio"/> | Discrimination |


EDU304 - Introduction to Guidance and Counseling (Quiz No 1)

Question # 5 of 10 (Start time: 08:04:52 PM, 06 December 2022)

What is meant by congruence?

Select the correct option

| | |
|----------------------------------|--|
| <input type="radio"/> | consistency in words, actions, and feelings |
| <input type="radio"/> | knowing individuals |
| <input type="radio"/> | ability to express oneself without being blunt |
| <input checked="" type="radio"/> | unfair treatment with every student regardless of his/her behavior |

correct 


Question # 4 of 10 (start time: 06:03:31 PM, 06 December 2022)

Total 1

In which type of the following type of guidance, teachers provides assistance to students in adjustment to the school's curriculum?

Select the correct option


| | |
|----------------------------------|-------------|
| <input type="radio"/> | Social |
| <input checked="" type="radio"/> | Educational |
| <input type="radio"/> | Vocational |
| <input type="radio"/> | Personal |

correct 

Question # 3 of 10 (**start time: 06:02:41 PM, 06 December 2022**)

Which of the following is the raw material of counselling process?


select the correct option

| | |
|----------------------------------|---|
| <input type="radio"/> | educational needs |
| <input checked="" type="radio"/> | emotional attitudes correct  |
| <input type="radio"/> | vocational competencies |
| <input type="radio"/> | intellectual needs |

Question # 2 of 10 (**Start time: 06:01:19 PM, 06 December 2022**)

Counselling provides opportunities to students to:

▶ **Select the correct option**

| | |
|-----------------------|---|
| <input type="radio"/> | access the counsellor during bullying incidents |
| <input type="radio"/> | learn from the nonacademic activities |
| <input type="radio"/> | reach their full potential correct  |
| <input type="radio"/> | learn from their domestic experiences |

Choose the correct statement:

Select the correct option

| | |
|----------------------------------|---|
| <input type="radio"/> | student's productivity gets enhanced through guidance and counselling |
| <input type="radio"/> | Guidance and counselling do not intend to make students successful |
| <input checked="" type="radio"/> | Guidance and counselling both develop dependency and distrust |
| <input type="radio"/> | student's capabilities remain the same through guidance and counselling |


correct



Question # 9 of 10 (start time: 08:35:34 PM, 06 December 2022)

Which of the following is the aim of the counselling as a problem-focused service?

▶ Select the correct option

- | | |
|----------------------------------|--|
| <input checked="" type="radio"/> | assist students in difficulties correct  not sure |
| <input type="radio"/> | provide logical solutions to academic problems only |
| <input type="radio"/> | assist students in problems |
| <input type="radio"/> | assist parents in difficulty |

EDU304 - Introduction to Guidance and Counseling (Quiz No 1)

Question # 8 of 10 (**Start time: 08:34:56 PM, 06 December 2022**)

Which of the following attitude is consider as raw material for counseling?

Select the correct option

| | |
|----------------------------------|--------------|
| <input type="radio"/> | Cognitive |
| <input type="radio"/> | Emotional |
| <input type="radio"/> | Social |
| <input checked="" type="radio"/> | Intellectual |

correct 

Question # 6 of 10 (Start time: 08:32:18 PM, 06 December 2022)

According to Maslow's Hierarchy of Needs sense of belonging to someone or a particular group is our:

▶ Select the correct option

☐

Esteem need

☐

Physiological need

☐

Safety and security need

☐

Social need


correct



Question # 7 of 10 (**Start time: 08:33:51 PM, 06 December 2022**)

Which type of service counselling is?

Select the correct option

| | |
|----------------------------------|--|
| <input checked="" type="radio"/> | Post-problem correct  |
| <input type="radio"/> | Pre-problem |
| <input type="radio"/> | Continuous |
| <input type="radio"/> | On-going problem |

Question # 5 of 10 (Start time: 08:30:43 PM, 06 December 2022)

When does students need guidance in academic settings?

Select the correct option

| | |
|----------------------------------|---|
| <input type="radio"/> | having clarity in their concepts |
| <input type="radio"/> | checking the immigration of educated people |
| <input checked="" type="radio"/> | require in making choices of courses |
| <input type="radio"/> | focusing on evaluation process |

correct 

Question # 4 of 10 (**Start time: 08:29:24 PM, 06 December 2022**)

Upon which of the following "directive counselling" puts more emphasis?

Select the correct option


| | |
|----------------------------------|----------------------|
| <input type="radio"/> | emotional aspects |
| <input checked="" type="radio"/> | time |
| <input type="radio"/> | intellectual aspects |
| <input type="radio"/> | Money |

correct 

Question # 3 of 10 (**Start time: 08:27:59 PM, 06 December 2022**)

Which one of the following best define counsellor?

Select the correct option

| | |
|----------------------------------|---|
| <input checked="" type="radio"/> | encourage students for decision-making correct  |
| <input type="radio"/> | direct students to the right decision |
| <input type="radio"/> | take abrupt decisions for the students |
| <input type="radio"/> | understand problems of all |

Question # 1 of 10 (Start time: 08:25:59 PM, 06 December 2022)

Total Marks: 1

Which one of the following terms relates to counselor's openness and genuineness and his/her willingness to relate to the students without hiding behind a professional façade?

Select the correct option

| | |
|----------------------------------|-------------------------------|
| <input type="radio"/> | Empathy |
| <input checked="" type="radio"/> | Congruence |
| <input type="radio"/> | Misconception |
| <input type="radio"/> | Unconditional positive regard |


correct



Question # 2 of 10 (**Start time: 08:26:39 PM, 06 December 2022**)

Maintaining student's privacy is an Important aspect of:

Select the correct option

| | |
|----------------------------------|---|
| <input type="radio"/> | Flexibility |
| <input checked="" type="radio"/> | Confidentiality correct  |
| <input type="radio"/> | Self-awareness |
| <input type="radio"/> | Cooperation |

Question # 3 of 10 (start time: 08:59:00 PM, 06 December 2022)

To

Which one of the following refers to responding in such a way that exhibits that the counselor has understood the counselee's major theme?

Select the correct option

| | |
|----------------------------------|-------------------|
| <input checked="" type="radio"/> | Primary empathy |
| <input type="radio"/> | Advance empathy |
| <input type="radio"/> | Emotional empathy |
| <input type="radio"/> | Secondary empathy |

correct 

Question # 4 of 10 (start time: 08:59:49 PM, 06 December 2022)

According to Maslow's Hierarchy of Needs sense of belonging to someone or a particular group is our:

Select the correct option

| | |
|----------------------------------|--------------------------|
| <input type="radio"/> | Esteem need |
| <input type="radio"/> | Safety and security need |
| <input type="radio"/> | Physiological need |
| <input checked="" type="radio"/> | Social need |

correct 

Question # 6 of 10 (Start time: 09:01:57 PM, 06 December 2022)

Total Marks: 1

Which one of the following refers to the power of understanding and imaginatively entering another person's feeling?

Select the correct option


| | |
|----------------------------------|-------------------|
| <input type="radio"/> | Emotional Empathy |
| <input type="radio"/> | Advance empathy |
| <input checked="" type="radio"/> | Empathy |
| <input type="radio"/> | Secondary Empathy |

correct 

question # 7 of 10 (**start time: 09:02:32 PM, 06 December 2022**)

Which of the following is not related to counselling?

▶ Select the correct option

| | |
|-----------------------|--|
| <input type="radio"/> | National educational reforms correct  |
| <input type="radio"/> | Emotional balance |
| <input type="radio"/> | Better relationship |
| <input type="radio"/> | Stress relief |

Question # 9 of 10 (start time: 09:04:55 PM, 08 December 2022)

Which of the following is referred to guidance and counselling?

Select the correct option

| | |
|----------------------------------|--|
| <input checked="" type="radio"/> | not synonymous terms and counselling is a part of guidance |
| <input type="radio"/> | synonymous terms |
| <input type="radio"/> | reciprocal terms |
| <input type="radio"/> | Vertical and horizontal terms |


correct 

Question # 10 of 10 (start time: 09:05:45 PM, 08 December 2022)

Guidance works best if:

Select the correct option

| | |
|----------------------------------|---|
| <input type="radio"/> | students stay away from the decision making process |
| <input checked="" type="radio"/> | sought before a considerable time |
| <input type="radio"/> | sought after a considerable time |
| <input type="radio"/> | pursued continuously |

correct 

Question # 10 of 10 (start time: 09:20:39 PM, 06 December 2022)

Total |

Which one of the following refers to the power of understanding and imaginatively entering another person's feeling?

Select the correct option

| | |
|----------------------------------|-------------------|
| <input type="radio"/> | Advance empathy |
| <input type="radio"/> | Emotional Empathy |
| <input type="radio"/> | Secondary Empathy |
| <input checked="" type="radio"/> | Empathy |

correct 


Question # 9 of 10 (Start time: 09:19:30 PM, 06 December 2022)

Total Marks

Which one of the following terms relates when a counselor shows an emotional understanding and sensitivity to the students feeling throughout the counselling session?

Select the correct option


| | |
|----------------------------------|-------------------------------|
| <input type="radio"/> | Congruence |
| <input type="radio"/> | Misconception |
| <input type="radio"/> | Unconditional positive regard |
| <input checked="" type="radio"/> | Empathy |

correct 

Question # 8 of 10 (**start time: 09:18:32 PM, 06 December 2022**)

Guidance and counselling stresses on the role of teacher as a:

Select the correct option

| | |
|----------------------------------|--|
| <input checked="" type="radio"/> | guide and counsellor correct  |
| <input type="radio"/> | classroom teacher and administrator |
| <input type="radio"/> | administrator |
| <input type="radio"/> | classroom teacher |

Question # 6 of 10 (Start time: 09:16:26 PM, 06 December 2022)

Who determined the goals of counseling in solution focused theory?

▶ Select the correct option

☐

Therapists

☐

Teachers

☒

Students

correct


☐

Administrator

Question # 4 of 10 (**Start time: 09:15:07 PM, 06 December 2022**)

Individuality means students are:

Select the correct option

| | |
|----------------------------------|---|
| <input checked="" type="radio"/> | different correct  |
| <input type="radio"/> | disruptive |
| <input type="radio"/> | cooperative |
| <input type="radio"/> | same |

Question # 3 of 10 (Start time: 09:13:40 PM, 08 December 2022)

Which one of the following is the basic skill for effective counselling?

Select the correct option


| | |
|----------------------------------|---|
| <input type="radio"/> | able to reach a rapid conclusion on behavioral issues |
| <input type="radio"/> | ability to develop good rapport with students |
| <input type="radio"/> | ability to develop decision making skill |
| <input checked="" type="radio"/> | active advisory on security issues |

correct 

Question # 1 of 10 (Start time: 09:36:05 PM, 06 December 2022)

Guidance and counseling determine that:


Select the correct option

| | |
|----------------------------------|---|
| <input type="radio"/> | thinking depends on his/her acts |
| <input type="radio"/> | behavior define attitude |
| <input checked="" type="radio"/> | attitude and perceptions are the basis of his/her acts correct  |
| <input type="radio"/> | power define energy |

Question # 2 of 10 (**Start time: 09:37:10 PM, 06 December 2022**)

Which one of the following best defines manners and etiquette?


Select the correct option

| | |
|----------------------------------|---|
| <input type="radio"/> | Creating awareness in career |
| <input checked="" type="radio"/> | Helps in developing healthy relationships with others correct  |
| <input type="radio"/> | Realizing learning potential |
| <input type="radio"/> | Solving educational problems |

Question # 3 of 10 (**Start time: 09:38:08 PM, 06 December 2022**)

Solution focused theory puts main emphasis on:


▶ **Select the correct option**

| | |
|-----------------------|--|
| <input type="radio"/> | problems |
| <input type="radio"/> | future correct  |
| <input type="radio"/> | past experiences |
| <input type="radio"/> | current problems |

Question # 4 of 10 (**Start time: 09:39:44 PM, 06 December 2022**)

Guidance service must be:


Select the correct option

| | |
|----------------------------------|---|
| <input checked="" type="radio"/> | flexible to meet individual needs correct  |
| <input type="radio"/> | given to high school students |
| <input type="radio"/> | centralized |
| <input type="radio"/> | standardized to ensure equality |

Question # 5 of 10 (Start time: 09:40:57 PM, 06 December 2022)

What is the role of counsellor in non-directive counselling?

▶ Select the correct option


| | |
|-----------------------|--|
| <input type="radio"/> | find out the weakness and strengths of the problems correct  |
| <input type="radio"/> | provides valuable advice to the parents |
| <input type="radio"/> | complicates the situation further |
| <input type="radio"/> | provides feedback to parents |

Question # 6 of 10 (**Start time: 09:42:38 PM, 06 December 2022**)

What is meant by congruence?

Select the correct option

| | |
|----------------------------------|--|
| <input type="radio"/> | knowing individuals |
| <input type="radio"/> | ability to express oneself without being blunt |
| <input type="radio"/> | consistency in words, actions, and feelings |
| <input checked="" type="radio"/> | unfair treatment with every student regardless of his/her behavior |

correct 

Question # 7 of 10 (**start time: 09:42:51 PM, 06 December 2022**)

What is the most important element in good decision-making skill?

Select the correct option



motivation



understanding



knowledge



self-efficacy

correct 

Question # 8 of 10 (Start time: 09:43:10 PM, 06 December 2022)

We should prepare students in a way that they can co-exist properly in:

Select the correct option

| | |
|----------------------------------|----------|
| <input type="radio"/> | politics |
| <input type="radio"/> | Class |
| <input checked="" type="radio"/> | society |
| <input type="radio"/> | rally |

correct 


Question # 9 of 10 (Start time: 09:43:34 PM, 06 December 2022)

Total

In which type of the following type of guidance, teachers provides assistance to students in adjustment to the school's curriculum?

Select the correct option

| | |
|----------------------------------|-------------|
| <input type="radio"/> | Vocational |
| <input checked="" type="radio"/> | Educational |
| <input type="radio"/> | Social |
| <input type="radio"/> | Personal |

correct 

Question # 10 of 10 (Start time: 09:44:42 PM, 06 December 2022)

In which area school counsellor provides help to the students?

Select the correct option

| | |
|----------------------------------|------------------------|
| <input checked="" type="radio"/> | nonacademic activities |
| <input type="radio"/> | communication |
| <input type="radio"/> | discipline |
| <input type="radio"/> | debates |

correct 

Question # 10 of 10 (**Start time: 11:11:27 PM, 07 December 2022**)

Maintaining student's privacy is an important aspect of:

Select the correct option

| | |
|----------------------------------|-----------------|
| <input type="radio"/> | Self-awareness |
| <input type="radio"/> | Flexibility |
| <input type="radio"/> | Cooperation |
| <input checked="" type="radio"/> | Confidentiality |

correct 

Question # 9 of 10 (**start time: 11:11:05 PM, 07 December 2022**)

Which one of the following best define guidance?


Select the correct option

| | |
|----------------------------------|--|
| <input checked="" type="radio"/> | enables a person to set realistic goals |
| | correct  |
| <input type="radio"/> | attain low goals |
| <input type="radio"/> | determine ambitious targets |
| <input type="radio"/> | attain high goals |

Question # 5 of 10 (**Start time: 11:09:56 PM, 07 December 2022**)

Which type of service counselling is?


Select the correct option

| | |
|----------------------------------|--|
| <input type="radio"/> | Continuous |
| <input type="radio"/> | On-going problem |
| <input type="radio"/> | Pre-problem |
| <input checked="" type="radio"/> | Post-problem correct  |

Question # 8 of 10 (**Start time: 11:10:37 PM, 07 December 2022**)

At advanced level of empathy, the counsellor must:

Select the correct option

| | |
|----------------------------------|---|
| <input type="radio"/> | explore below the surface correct  |
| <input type="radio"/> | draw immediate conclusion |
| <input type="radio"/> | explain own perception |
| <input checked="" type="radio"/> | analyze problems |

Question # 6 of 10 (**start time: 11:10:04 PM, 07 December 2022**)

Through which of the following guidance and counselling make student successful?

Select the correct option

- | | |
|----------------------------------|------------------------|
| <input type="radio"/> | prompt instructions |
| <input type="radio"/> | personal grooming |
| <input checked="" type="radio"/> | solving problems |
| <input type="radio"/> | monitoring performance |

Question # 7 of 10 (start time: 11:10:19 PM, 07 December 2022)

Total M

Which one of the following refers to the power of understanding and imaginatively entering another person's feeling?

Select the correct option

| | |
|----------------------------------|-------------------|
| <input checked="" type="radio"/> | Empathy |
| <input type="radio"/> | Advance empathy |
| <input type="radio"/> | Secondary Empathy |
| <input type="radio"/> | Emotional Empathy |


correct



Question # 3 of 10 (Start time: 11:09:27 PM, 07 December 2022)

Which of the following is referred to counselling?


Select the correct option

| | |
|----------------------------------|--|
| <input checked="" type="radio"/> | professional advice by a skilled person correct  |
| <input type="radio"/> | parent's order |
| <input type="radio"/> | teacher's homework |
| <input type="radio"/> | advice by elder |

Question # 2 of 10 (**Start time: 11:09:01 PM, 07 December 2022**)

Guidance provides:

Select the correct option

| | |
|----------------------------------|--|
| <input type="radio"/> | solutions to classroom-based problems |
| <input type="radio"/> | confused condition for the students |
| <input checked="" type="radio"/> | assistance and encourages problem solving correct  |
| <input type="radio"/> | stressful conditions for the students |

Question # 4 of 10 (**Start time: 11:09:41 PM, 07 December 2022**)

Who determined the goals of counseling in solution focused theory?


Select the correct option

| | |
|----------------------------------|--|
| <input type="radio"/> | Teachers |
| <input checked="" type="radio"/> | Students correct  |
| <input type="radio"/> | Therapists |
| <input type="radio"/> | Administrator |

Question # 1 of 10 (**Start time: 11:08:42 PM, 07 December 2022**)

Which one of the following best defines manners and etiquette?

Select the correct option

| | |
|----------------------------------|--|
| <input type="radio"/> | Creating awareness in career |
| <input checked="" type="radio"/> | Helps in developing healthy relationships with others correct  |
| <input type="radio"/> | Realizing learning potential |
| <input type="radio"/> | Solving educational problems |

Question # 9 of 10 (Start time: 11:04:24 PM, 07 December 2022)


Total Marks

Which one of the following terms relates when a counselor accepts the students totally without disapproving of feeling, action, or characteristics?

Select the correct option

| | |
|----------------------------------|-------------------------------|
| <input type="radio"/> | Misconception |
| <input type="radio"/> | Unconditional positive regard |
| <input type="radio"/> | Congruence |
| <input checked="" type="radio"/> | Empathy |

correct



Question # 5 of 10 (start time: 11:03:43 PM, 07 December 2022)

T

Which one of the following refers to responding in such a way that exhibits that the counselor has understood the counselee's major theme?

select the correct option

| | |
|----------------------------------|-------------------|
| <input type="radio"/> | Primary empathy |
| <input type="radio"/> | Secondary empathy |
| <input checked="" type="radio"/> | Advance empathy |
| <input type="radio"/> | Emotional empathy |

correct 

Question # 6 of 10 (start time: 10:59:59 PM, 07 December 2022)

In order to avoid bullying in school, it is important to provide which of the following service to students?

Select the correct option

| | |
|----------------------------------|-------------------------------|
| <input checked="" type="radio"/> | guidance and counselling |
| <input type="radio"/> | reinforcement |
| <input type="radio"/> | different teaching strategies |
| <input type="radio"/> | motivational techniques |

correct 

Question # 9 of 10 (start time: 11:00:44 PM, 07 December 2022)

Upon which of the following elements counselor puts more emphasis in non-directive counselling?

Select the correct option

| | |
|-----------------------|--------------|
| <input type="radio"/> | emotional |
| <input type="radio"/> | raw |
| <input type="radio"/> | social |
| <input type="radio"/> | intellectual |

correct 


Question # 3 of 10 (start time: 11:03:15 PM, 07 December 2022)

Total Marks: 1

Which of the following guidance is related to all aspects of the curriculum, methods of instruction, discipline and co-curricular activities?

Select the correct option

| | |
|-----------------------|-------------|
| <input type="radio"/> | Personal |
| <input type="radio"/> | Vocational |
| <input type="radio"/> | Avocational |
| <input type="radio"/> | Educational |

correct 

EDU304 - Introduction to Guidance and Counseling (Quiz No 1)

Question # 4 of 10 (start time: 10:59:06 PM, 07 December 2022)

Which of the following type of guidance and counselling is counsellor-centered?


Select the correct option

| | |
|----------------------------------|---|
| <input type="radio"/> | Eclectic |
| <input type="radio"/> | Crisis |
| <input type="radio"/> | Non-Directive/Perspective |
| <input checked="" type="radio"/> | Directive/Perspective correct  |

Question # 3 of 10 (**Start time: 10:58:06 PM, 07 December 2022**)

Which one of the following is referred to counselling?


Select the correct option

| | |
|----------------------------------|--|
| <input type="radio"/> | evaluation process |
| <input type="radio"/> | initial stage of guidance |
| <input type="radio"/> | specialized service for serious problems |
| <input checked="" type="radio"/> | correct  |
| <input type="radio"/> | another name for guidance |

Question # 2 of 10 (Start time: 10:57:49 PM, 07 December 2022

Which type of service guidance is?


Select the correct option

| | |
|----------------------------------|--|
| <input type="radio"/> | Current problem |
| <input type="radio"/> | Constant problem |
| <input checked="" type="radio"/> | Pre-problem correct  |
| <input type="radio"/> | Post-problem |

Question # 1 of 10 (**Start time: 09:54:04 PM, 07 December 2022**)

Which of the following is the raw material of counselling process?

Select the correct option


| | |
|----------------------------------|---|
| <input type="radio"/> | educational needs |
| <input checked="" type="radio"/> | emotional attitudes correct  |
| <input type="radio"/> | intellectual needs |
| <input type="radio"/> | vocational competencies |

EDU304 - Introduction to Guidance and Counseling (Quiz No 1)

Question # 3 of 10 (Start time: 09:55:00 PM, 07 December 2022)

Client/student is basically an expert, not the counsellor is the core concept of:

Select the correct option

| | |
|----------------------------------|---|
| <input checked="" type="radio"/> | Solution focused theory correct  |
| <input type="radio"/> | Existential theory |
| <input type="radio"/> | Cognitive behavior theory |
| <input type="radio"/> | Strength based theory |

Question # 5 of 10 (Start time: 09:56:09 PM, 07 December 2022)


Total Marks: 1

Which one of the following refers to exploring themes, issues, meanings, and emotions that are below the surface of what is being shared by the counselee?

Select the correct option

| | |
|----------------------------------|-------------------|
| <input checked="" type="radio"/> | Advanced Empathy |
| <input type="radio"/> | Primary Empathy |
| <input type="radio"/> | Secondary empathy |
| <input type="radio"/> | Empathy |

correct



Question # 6 of 10 (Start time: 09:48:06 PM, 07 December 2022)

Total

Which of the following type of counselling focuses on single or recurrent problem that is overwhelming or traumatic?

Select the correct option

| | |
|----------------------------------|---------------------------|
| <input type="radio"/> | Eclectic |
| <input checked="" type="radio"/> | Crisis |
| <input type="radio"/> | Directive/Perspective |
| <input type="radio"/> | Non-Directive/Perspective |

correct



Question # 4 of 10 (Start time: 09:45:21 PM, 07 December 2022)

Total Marks: 1

Holistic health theory suggests that human health must be understood in combination of which of the following factors?

Select the correct option


| | |
|----------------------------------|---------------------------------------|
| <input type="radio"/> | philosophical and geographical |
| <input type="radio"/> | socio-economic and biological |
| <input type="radio"/> | physiological and emotional |
| <input checked="" type="radio"/> | psychological, social, and biological |

correct 

Question # 10 of 10 (**Start time: 01:11:06 AM, 19 December 2022**)

SEL helps in resisting


Select the correct option

| | |
|----------------------------------|--|
| <input type="radio"/> | unnecessary commitments |
| <input type="radio"/> | unbalance between teaching and learning |
| <input type="radio"/> | unpleasant situations |
| <input checked="" type="radio"/> | inappropriate social pressure correct  |

Question # 9 of 10 (Start time: 01:10:10 AM, 19 December 2022)

When teacher give focus on SEL, it Increased students:

Select the correct option

| | |
|----------------------------------|--|
| <input checked="" type="radio"/> | Academic success correct  |
| <input type="radio"/> | Academic stress |
| <input type="radio"/> | Conflicts |
| <input type="radio"/> | Problem behavior |

EDU304 - Introduction to Guidance and Counseling (Quiz No 2)

Question # 8 of 10 (Start time: 01:08:39 AM, 19 December 2022)

Rogerian belief about personal growth is that it takes place as a result of:

▶ Select the correct option


| | |
|-----------------------|------------------------------------|
| <input type="radio"/> | motivation of students |
| <input type="radio"/> | vigilant supervision in classrooms |
| <input type="radio"/> | positive human relationships |
| <input type="radio"/> | good counselling for teachers |

correct 

Question # 5 of 10 (**Start time: 01:05:29 AM, 19 December 2022**)

Core principle in existential theory is to:

▶ **Select the correct option**


| | |
|-----------------------|---|
| <input type="radio"/> | learn from society |
| <input type="radio"/> | be concerned about one's own life only correct  |
| <input type="radio"/> | give sense of meaning to life |
| <input type="radio"/> | learn from past experiences only |

EDU304 – Introduction to Guidance and Counseling (Quiz No 2)

Question # 6 of 10 (**Start time: 01:07:02 AM, 19 December 2022**)

According to Cognitive behavioral theory actions are driven by:

Select the correct option

| | |
|----------------------------------|--|
| <input type="radio"/> | Feedbacks |
| <input checked="" type="radio"/> | Thoughts correct  |
| <input type="radio"/> | Practices |
| <input type="radio"/> | Reactions |

Question # 7 of 10 (**start time: 01:07:27 AM, 10 December 2022**)

SEL assists in the development of :

 **Select the correct option**

| | |
|-----------------------|---|
| <input type="radio"/> | appropriate social norms but not respect for others |
| <input type="radio"/> | appropriate social norms and respect for others |
| <input type="radio"/> | human rights |
| <input type="radio"/> | developmental growth |

Question # 4 of 10 (Start time: 01:04:02 AM, 19 December 2022)

SEL skills are referred to which type of skill?

Select the correct option

| | |
|----------------------------------|-------|
| <input type="radio"/> | Tough |
| <input type="radio"/> | Rigid |
| <input checked="" type="radio"/> | Soft |
| <input type="radio"/> | Hard |

correct



Question # 3 of 10 (Start time: 01:03:37 AM, 19 December 2022)

Total Marks: 1

According totheory, youth are more likely to flourish when in settings that address their social and emotional needs. Social and emotional learning should be a very strong part of school development.

Select the correct option



| | |
|----------------------------------|--------------------|
| <input type="radio"/> | Ecological systems |
| <input type="radio"/> | Strength based |
| <input type="radio"/> | Solution Focused |
| <input checked="" type="radio"/> | Self-determination |

correct  

Question # 9 of 10 (**Start time: 12:40:38 AM, 19 December 2022**)

Behavior which is not accepted in school setting is known as:



Select the correct option

| | |
|----------------------------------|---|
| <input type="radio"/> | Discipline |
| <input type="radio"/> | Submission |
| <input checked="" type="radio"/> | Indiscipline correct   |
| <input type="radio"/> | Compliance |

Question # 10 of 10 (**Start time: 12:41:29 AM, 19 December 2022**)

Sympathy means:

Select the correct option

| | |
|----------------------------------|---|
| <input type="radio"/> | You seriously work towards resolving the conflict |
| <input type="radio"/> | You take a step ahead |
| <input type="radio"/> | You play an essential role |
| <input checked="" type="radio"/> | You feel sorry for someone correct   |

Question # 2 of 10 (Start time: 01:03:11 AM, 19 December 2022)

..... is related to a combination of, chance for loss, the possibility of significant loss, and uncertainty.

Select the correct option



| | |
|----------------------------------|-------------------------|
| <input type="radio"/> | Humanitarianism |
| <input type="radio"/> | Interpersonal relations |
| <input type="radio"/> | Curiosity |
| <input checked="" type="radio"/> | Risk-taking |

correct  

Question # 8 of 10 (**Start time: 12:40:11 AM, 19 December 2022**)

Strength based theory is also known as:

Select the correct option

| | |
|----------------------------------|--|
| <input type="radio"/> | Holistic health theory |
| <input checked="" type="radio"/> | Learned optimism theory correct   |
| <input type="radio"/> | Unlearned optimism theory |
| <input type="radio"/> | Solution focused theory |

Question # 7 of 10 (Start time: 12:39:44 AM, 19 December 2022)

The concept of _____ involves social associations, connections, or affiliations between two or more people.

Select the correct option

| | |
|----------------------------------|-------------------------|
| <input type="radio"/> | Risk-taking |
| <input checked="" type="radio"/> | Interpersonal relations |
| <input type="radio"/> | Curiosity |
| <input type="radio"/> | Humanitarianism |

correct  


Question # 5 of 10 (Start time: 12:38:18 AM, 19 December 2022)

Total Marks

The counsellor takes a "not-knowing" stance. He/she shows that he/she does not know anything about the student. A student tells everything in detail.

Select the correct option



| | |
|----------------------------------|-------------------|
| <input type="radio"/> | Client – centered |
| <input type="radio"/> | Existential |
| <input type="radio"/> | Holistic Health |
| <input checked="" type="radio"/> | Solution Focused |

correct  

Question # 2 of 10 (Start time: 12:36:05 AM, 19 December 2022)

Estimated heritable traits are said to be around:

Select the correct option

| | |
|----------------------------------|--|
| <input type="radio"/> | 45% |
| <input checked="" type="radio"/> | 50% correct   |
| <input type="radio"/> | 65% |
| <input type="radio"/> | 60% |


Question # 3 of 10 (Start time: 12:36:35 AM, 19 December 2022)

Strength based theory thinks that constructive or hopeful people:

Select the correct option

| | |
|----------------------------------|---|
| <input type="radio"/> | fare better in few aspects of life |
| <input type="radio"/> | do not fare better in life at all |
| <input type="radio"/> | do fare better in life at all |
| <input checked="" type="radio"/> | fare better in almost all aspects of life |

correct



Question # 4 of 10 (**start time: 12:37:07 AM, 19 December 2022**)

Inclusion of affective components within curriculum enhances:

Select the correct option

| | |
|----------------------------------|-------------------------------|
| <input type="radio"/> | students' confidence only |
| <input type="radio"/> | parents' positivity |
| <input type="radio"/> | teacher's positivity |
| <input checked="" type="radio"/> | students' overall development |



correct



Question # 1 of 10 (**Start time: 12:34:15 AM, 19 December 2022**)

According to Maslow's theory, students need to feel emotionally:



Select the correct option

| | |
|----------------------------------|--|
| <input type="radio"/> | dependent |
| <input type="radio"/> | independent |
| <input checked="" type="radio"/> | secure correct   |
| <input type="radio"/> | weak |

Question # 10 of 10 (Start time: 06:43:12 PM, 19 December 2022)

Affective domain of education deals with:

Select the correct option

| | |
|----------------------------------|---|
| <input type="radio"/> | Difficulties |
| <input checked="" type="radio"/> | Feelings and values correct   |
| <input type="radio"/> | Thinking |
| <input type="radio"/> | Problems |

EDU304 - Introduction to Guidance and Counseling (Quiz No 2)

Question # 9 of 10 (Start time: 08:41:40 PM, 19 December 2022)

Students with underdeveloped social emotional skills are more likely to:

▶ Select the correct option



familiar with failure



need assistance



learn it later



meet with failure

correct



Question # 6 of 10 (Start time: 06:39:50 PM, 19 December 2022)

Total Marks: 1

According to _____theory, youth are more likely to flourish when in settings that address their social and emotional needs. Social and emotional learning should be a very strong part of school development.

Select the correct option



| | |
|----------------------------------|--------------------|
| <input type="radio"/> | Strength based |
| <input type="radio"/> | Solution Focused |
| <input checked="" type="radio"/> | Self-determination |
| <input type="radio"/> | Ecological systems |

correct  

Question # 7 of 10 (**Start time: 06:40:40 PM, 19 December 2022**)

You will feel sorry for someone in:

Select the correct option



| | |
|----------------------------------|--|
| <input type="radio"/> | Anger |
| <input type="radio"/> | Empathy |
| <input checked="" type="radio"/> | Sympathy correct   |
| <input type="radio"/> | Broken |

EDU304 – Introduction to Guidance and Counseling (Quiz No 2)

Question # 8 of 10 (**Start time: 06:40:56 PM, 19 December 2022**)

When a teacher makes students risk taker, he/she is trying to develop:


Select the correct option

| | |
|----------------------------------|--|
| <input checked="" type="radio"/> | critical thinking in students correct   |
| <input type="radio"/> | demoralization |
| <input type="radio"/> | problem in students |
| <input type="radio"/> | level of anxiety |

Question # 4 of 10 (**Start time: 06:38:56 PM, 19 December 2022**)

Affective education has 3 domains:

Select the correct option

| | |
|----------------------------------|---|
| <input type="radio"/> | emotions, feeling and intellect |
| <input type="radio"/> | self-esteem, emotions and confidence |
| <input checked="" type="radio"/> | feelings, emotions and self-esteem correct   |
| <input type="radio"/> | emotions, confidence and feelings |

Question # 2 of 10 (start time: 08:37:55 PM, 19 December 2022)

_____theory posits that the settings youth inhabit, like school, Shape their development.

Select the correct option



- | | |
|----------------------------------|--------------------|
| <input checked="" type="radio"/> | Ecological systems |
| <input type="radio"/> | Solution Focused |
| <input type="radio"/> | Strength based |
| <input type="radio"/> | Self-determination |

correct  

Question # 1 of 10 (**Start time: 06:36:22 PM, 19 December 2022**)

SEL integrates thinking, feeling and behaviour to provide:

▶ **Select the correct option**

| | |
|-----------------------|---|
| <input type="radio"/> | better performance in co-curricular activities |
| <input type="radio"/> | awareness of self and others correct   |
| <input type="radio"/> | good academic results |
| <input type="radio"/> | collaboration with colleagues |

EDU304 - Introduction to Guidance and Counselling (Quiz No 2)

Question # 8 of 10 (Start time: 06:17:04 PM, 19 December 2022)

According to cognitive behavioural theory, maladjustment is a result of:

Select the correct option



turmoil



irrational beliefs



none of these

correct  





conflicts

Question # 9 of 10 (**Start time: 06:17:56 PM, 19 December**

A strong desire to know or learn something is:



Select the correct option

| | |
|----------------------------------|--|
| <input type="radio"/> | Apathy |
| <input checked="" type="radio"/> | Curiosity correct   |
| <input type="radio"/> | Lethargy |
| <input type="radio"/> | Unconcern |

Question # 10 of 10 (Start time: 06:18:11 PM, 19 Decemb

Affective domain of education deals with:

Select the correct option

| | |
|----------------------------------|--|
| <input checked="" type="radio"/> | Feelings and values correct   |
| <input type="radio"/> | Thinking |
| <input type="radio"/> | Difficulties |
| <input type="radio"/> | Problems |

Question # 7 of 10 (start time: 06:16:39 PM, 19 December 2022)

Total Marks: 1

Who gave the following statement:

"Linguistic, social, emotional, and cognitive development are complementary processes that ultimately work together to shape a child's literacy growth"

Select the correct option

[Reload Math Equations](#)

| | |
|----------------------------------|------------|
| <input type="radio"/> | Friere |
| <input type="radio"/> | John Dewey |
| <input checked="" type="radio"/> | Vygotsky |
| <input type="radio"/> | Goleman |



correct



Question # 6 of 10 (Start time: 06:15:12 PM, 19 December 2022)

Existential theory is a humanistic approach that is more:



▶ Select the correct option

| | |
|----------------------------------|---|
| <input type="radio"/> | technical |
| <input checked="" type="radio"/> | practical correct   not sure |
| <input type="radio"/> | realistic |
| <input type="radio"/> | philosophical |

Question # 3 of 10 (**Start time: 06:12:33 PM, 19 December 2022**)

Pro-social skills are abilities to effectively:

Select the correct option

| | |
|----------------------------------|--|
| <input checked="" type="radio"/> | accommodate and cooperate with others correct   |
| <input type="radio"/> | monitor child's behaviour |
| <input type="radio"/> | cuonselling of students |
| <input type="radio"/> | guide parents at home |

Question # 5 of 10 (**Start time: 06:13:51 PM, 19 December 2022**)

Affective education has 3 domains:

Select the correct option



self-esteem, emotions and confidence



feelings, emotions and self-esteem

correct



emotions, feeling and intellect




emotions, confidence and feelings

Question # 1 of 10 (**Start time: 06:10:29 PM, 19 December 2022**)

SEL stands for:

Select the correct option

| | |
|----------------------------------|--|
| <input checked="" type="radio"/> | Social and Emotional Learning correct   |
| <input type="radio"/> | Self-Encourage Learning |
| <input type="radio"/> | Social and Existential Learning |
| <input type="radio"/> | Self-awareness and Emotional Learning |

Question # 2 of 10 (**start time: 06:10:59 PM, 19 December 2022**)

Which of the following is not behavioural method of cognitive behavioural theory?

▶ Select the correct option



| | |
|-----------------------|---------------------------|
| <input type="radio"/> | distraction |
| <input type="radio"/> | monitoring activities |
| <input type="radio"/> | use of informed intuition |
| <input type="radio"/> | relaxation |

correct  

Question # 10 of 10 (**Start time: 10:43:19 PM, 19 December 2022**)

Empathy plays a vital role in:

▶ **Select the correct option**



| | |
|-----------------------|--|
| <input type="radio"/> | dealing with domestic issues only |
| <input type="radio"/> | academic achievements only |
| <input type="radio"/> | developing peaceful conflict resolution correct   |
| <input type="radio"/> | social adjustment |

Question # 8 of 10 (Start time: 10:42:09 PM, 19 December 2022)

The concept of _____ involves social associations, connections, or affiliations between two or more people.

Select the correct option

| | |
|----------------------------------|-------------------------|
| <input type="radio"/> | Risk-taking |
| <input type="radio"/> | Curiosity |
| <input type="radio"/> | Humanitarianism |
| <input checked="" type="radio"/> | Interpersonal relations |

correct  

Question # 9 of 10 (Start time: 10:23:59 PM, 19 December 2022)

Total M

Who gave the following statement:


"Linguistic, social, emotional, and cognitive development are complementary processes that ultimately work together to shape a child's literacy growth"

Select the correct option

 Reload Math Equation

Vygotsky

correct



Friore



John Dewey





Goleman

Question # 6 of 10 (Start time: 10:41:07 PM, 19 D

Cognition and emotion work:



Select the correct option

| | |
|----------------------------------|--|
| <input type="radio"/> | alternately |
| <input type="radio"/> | dependently |
| <input checked="" type="radio"/> | in unison correct   |
| <input type="radio"/> | Independently |

Question # 10 of 10 (start time: 10:24:30 PM, 19 December 2022)

Healthy emotional development;



Select the correct option

| | |
|----------------------------------|--|
| <input type="radio"/> | is not automatic, teachers need to foster it |
| <input type="radio"/> | takes place at school |
| <input checked="" type="radio"/> | is a natural process that take its time correct   |
| <input type="radio"/> | takes place at home |

Question # 5 of 10 (**Start time: 10:39:34 PM, 19 December 2022**)

SEL encourages students':

▶ Select the correct option

| | |
|-----------------------|---|
| <input type="radio"/> | none of these |
| <input type="radio"/> | Interest in outdoor activities only |
| <input type="radio"/> | self-confidence and interest correct   |
| <input type="radio"/> | to become bullies |



EDU304 - Introduction to Guidance and Counseling (Quiz No 2)

Question # 7 of 10 (**Start time: 10:22:27 PM, 19 December 2022**)

According to humanists, affective personal development of students relies on:

Select the correct option



| | |
|----------------------------------|--------------------------------------|
| <input type="radio"/> | student teacher relationship |
| <input type="radio"/> | parent teacher coordination only |
| <input type="radio"/> | permissive style of teaching |
| <input checked="" type="radio"/> | humanized teacher-pupil relationship |

correct  

Question # 4 of 10 (**Start time: 10:20:15 PM, 19 December 2022**)

On which factor human temperament is greatly depended on:



Select the correct option

| | |
|----------------------------------|--|
| <input type="radio"/> | Ecological |
| <input checked="" type="radio"/> | Genetic correct   |
| <input type="radio"/> | Environmental |
| <input type="radio"/> | Non genetic |

Question # 3 of 10 (start time: 10:16:33 PM, 19 December 2022)

Which of the following is not therapeutic goal in existential theory?



▶ Select the correct option

| | |
|----------------------------------|---|
| <input checked="" type="radio"/> | to help students accept the responsibility of their choice correct   |
| <input type="radio"/> | to facilitate adjustment in social settings |
| <input type="radio"/> | to increase behavioural approach |
| <input type="radio"/> | to increase self-awareness |

Question # 1 of 10 (**Start time: 10:16:53 PM, 19 December 2022**)

Ethical consideration includes a sense of

Select the correct option



| | |
|----------------------------------|---|
| <input checked="" type="radio"/> | gratitude correct   |
| <input type="radio"/> | fair |
| <input type="radio"/> | All of the above |
| <input type="radio"/> | caring and kindness |

EDU304 - Introduction to Guidance and Counseling (Quiz No 2)

Question # 10 of 10 (Start time: 08:50:14 AM, 20 December 2022)

Linguistic, social, emotional and cognitive development influence child's:



▶ Select the correct option

| | |
|-----------------------|---|
| <input type="radio"/> | social |
| <input type="radio"/> | culture |
| <input type="radio"/> | physical growth |
| <input type="radio"/> | literacy growth |
| | correct   |

Question # 9 of 10 (**Start time: 08:49:38 AM, 20 December 2022**)

.....Theory is a humanistic approach.



Select the correct option

| | |
|----------------------------------|---|
| <input type="radio"/> | Holistic Health |
| <input checked="" type="radio"/> | Existential correct   |
| <input type="radio"/> | Solution Focused |
| <input type="radio"/> | Client – centered |

Question # 4 of 10 (**Start time: 08:46:52 AM, 20 December 2022**)

Low family socioeconomic status can be:

Select the correct option



| | |
|----------------------------------|---|
| <input type="radio"/> | improved through SEL |
| <input checked="" type="radio"/> | a hindrance in developing SEL correct   |
| <input type="radio"/> | managed by a school |
| <input type="radio"/> | handle by a teacher |

Question # 2 of 10 (**Start time: 08:45:48 AM, 20 December 2022**)

SEL helps in resisting

Select the correct option



| | |
|----------------------------------|---|
| <input type="radio"/> | unnecessary commitments |
| <input type="radio"/> | unbalance between teaching and learning |
| <input type="radio"/> | unpleasant situations |
| <input checked="" type="radio"/> | inappropriate social pressure |

correct  

Question # 6 of 10 (**Start time: 08:47:34 AM, 20 December 2022**)

On which factor human temperament is greatly depended on:

Select the correct option

| | |
|----------------------------------|---|
| <input type="radio"/> | Ecological |
| <input checked="" type="radio"/> | Genetic correct   |
| <input type="radio"/> | Environmental |
| <input type="radio"/> | Non genetic |

Question # 8 of 10 (**Start time: 11:07:37 PM, 19 December 2022**)

Maladaptive behavior can be replaced by adaptive behavior through:

▶ **Select the correct option**

| | |
|-----------------------|-------------------------------|
| <input type="radio"/> | behavioural restructuring |
| <input type="radio"/> | challenging negative thoughts |
| <input type="radio"/> | challenging positive thoughts |
| <input type="radio"/> | cognitive restructuring |

Question # 1 of 10 (Start time: 11:03:02 PM, 19 December 2022)

Total

.....theory is also known as "Positive thinking" and "Learned optimism" theory. This theory talks about the positive elements of the human beings.

Select the correct option

| | |
|----------------------------------|-------------------|
| <input type="radio"/> | Client – centered |
| <input type="radio"/> | Solution Focused |
| <input type="radio"/> | Holistic Health |
| <input checked="" type="radio"/> | Strength based |



correct  

EDU304 - Introduction to Guidance and Counseling (Quiz No 2)

Question # 2 of 10 (**Start time: 11:03:32 PM, 19 December 2022**)

On which elements of human beings Strength based theory emphasizes?

Select the correct option

| | |
|----------------------------------|--|
| <input type="radio"/> | Physical |
| <input checked="" type="radio"/> | Positive correct   |
| <input type="radio"/> | Negative |
| <input type="radio"/> | Constructive |

Question # 4 of 10 (**Start time: 11:04:19 PM, 19 December 2022**)

Core principle in existential theory is to:

Select the correct option

| | |
|----------------------------------|---|
| <input checked="" type="radio"/> | be concerned about one's own life only correct   |
| <input type="radio"/> | learn from society |
| <input type="radio"/> | give sense of meaning to life |
| <input type="radio"/> | learn from past experiences only |

Question # 10 of 10 (Start time: 10:05:46 AM, 20 December 2022)

Inclusion of affective components within curriculum enhances:

Select the correct option

| | |
|----------------------------------|-------------------------------|
| <input type="radio"/> | students' confidence only |
| <input type="radio"/> | parents' positivity |
| <input type="radio"/> | teacher's positivity |
| <input checked="" type="radio"/> | students' overall development |



correct



Question # 3 of 10 (**Start time: 10:01:06 AM, 20 December 2022**)

By encouraging students to value their strength SEL builds:

Select the correct option



| | |
|----------------------------------|--|
| <input type="radio"/> | Oblivious |
| <input type="radio"/> | Misperception |
| <input checked="" type="radio"/> | Self-awareness correct   |
| <input type="radio"/> | Insensible |

EDU304 - Introduction to Guidance and Counseling (Quiz No 2)

Question # 2 of 10 (**Start time: 10:00:34 AM, 20 December 2022**)

According to Cognitive behavioral theory actions are driven by:

Select the correct option

| | |
|----------------------------------|--|
| <input type="radio"/> | Practices |
| <input type="radio"/> | Reactions |
| <input checked="" type="radio"/> | Thoughts correct   |
| <input type="radio"/> | Feedbacks |

Question # 10 of 10 (start time: 09:41:54 AM, 20 December 2022)

Total Marks: 1

Development of proper attitudes and behaviors towards others, based on social and cultural norms, rules and laws is called:

Select the correct option

| | |
|----------------------------------|-------------------|
| <input type="radio"/> | Behavior |
| <input checked="" type="radio"/> | Moral development |
| <input type="radio"/> | Character |
| <input type="radio"/> | Actions |

correct





Question # 7 of 10 (Start time: 09:39:24 AM, 20 December 2022)

Being considerate of another's feelings is:

Select the correct option



| | |
|----------------------------------|------------|
| <input type="radio"/> | sympathy |
| <input type="radio"/> | modesty |
| <input type="radio"/> | humbleness |
| <input checked="" type="radio"/> | empathy |

correct  

Question # 4 of 10 (**start time: 09:36:18 AM, 20 December 2022**)

When teacher give focus on SEL, it increased students:

▶ **Select the correct option**

| | |
|-----------------------|---|
| <input type="radio"/> | Conflicts |
| <input type="radio"/> | Academic success correct   |
| <input type="radio"/> | Problem behavior |
| <input type="radio"/> | Academic stress |



Question # 8 of 10 (Start time: 09:25:23 AM, 20 December 2022)

Total Marks: 1

According to _____ theory, youth are more likely to flourish when in settings that address their social and emotional needs. Social and emotional learning should be a very strong part of school development.

Select the correct option



| | |
|----------------------------------|--------------------|
| <input type="radio"/> | Strength based |
| <input type="radio"/> | Solution Focused |
| <input checked="" type="radio"/> | Self-determination |
| <input type="radio"/> | Ecological systems |

correct  

Question # 6 of 10 (**Start time: 09:24:25 AM, 20 December 2022**)

.....Theory is a humanistic approach.



Select the correct option

| | |
|----------------------------------|---|
| <input type="radio"/> | Solution Focused |
| <input type="radio"/> | Client – centered |
| <input type="radio"/> | Holistic Health |
| <input checked="" type="radio"/> | Existential correct   |

Question # 5 of 10 (Start time: 09:23:46 AM, 20 December 2022)

Strength based theory is also known as:

Select the correct option

| | |
|----------------------------------|--|
| <input checked="" type="radio"/> | Learned optimism theory correct   |
| <input type="radio"/> | Solution focused theory |
| <input type="radio"/> | Unlearned optimism theory |
| <input type="radio"/> | Holistic health theory |

Question # 2 of 10 (**Start time: 09:21:42 AM, 20 December 2022**)

Rogers views therapy (counselling) as a:

Select the correct option

| | |
|----------------------------------|---|
| <input type="radio"/> | affective theory |
| <input type="radio"/> | compulsory procedure |
| <input type="radio"/> | useful resource for teachers only |
| <input checked="" type="radio"/> | learning method to be used by the teacher and curriculum worker |



correct



Question # 1 of 10 (**start time: 09:20:24 AM, 20 December 2022**)

Which factor hinders the development of SEL?

Select the correct option

| | |
|----------------------------------|--|
| <input checked="" type="radio"/> | Poor learning climate correct   |
| <input type="radio"/> | Accurately assess feelings |
| <input type="radio"/> | Safe and empowering interactions |
| <input type="radio"/> | Well-grounded sense of self-confidence |

Question # 10 of 10 (**Start time: 10:19:22 AM, 20 December 2022**)

Existential theory lacks:



▶ **Select the correct option**

| | |
|-----------------------|-------------------------------------|
| <input type="radio"/> | philosophical explanation of issues |
| <input type="radio"/> | practical implications |
| <input type="radio"/> | understanding human issues |
| <input type="radio"/> | social issues |

Question # 9 of 10 (**Start time: 10:18:37 AM, 20 December 2022**)

By encouraging students to value their strength SEL builds:



Select the correct option

| | |
|----------------------------------|---|
| <input type="radio"/> | Oblivious |
| <input checked="" type="radio"/> | Self-awareness correct   |
| <input type="radio"/> | Misperception |
| <input type="radio"/> | Insensible |

Question # 8 of 10 (Start time: 10:17:06 AM, 20 December 2022)

Environmental factors of character building are;



▶ Select the correct option

| | |
|-----------------------|---|
| <input type="radio"/> | insignificant |
| <input type="radio"/> | less Important as compared to temperament |
| <input type="radio"/> | controllable correct   |
| <input type="radio"/> | meaningless |

Question # 3 of 10 (**Start time: 10:16:05 AM, 20 December 2022**)

Carl Rogers advocates counseling methods to facilitate learning in:



Select the correct option

| | | |
|----------------------------------|------|---|
| <input checked="" type="radio"/> | 1951 | correct   |
| <input type="radio"/> | 1971 | |
| <input type="radio"/> | 1961 | |
| <input type="radio"/> | 1941 | |

Question # 10 of 10 (**Start time: 10:44:18 AM, 20 December 2022**)

SEL integrates thinking, feeling and behaviour to provide:

Select the correct option

| | |
|----------------------------------|---|
| <input checked="" type="radio"/> | awareness of self and others correct   |
| <input type="radio"/> | good academic results |
| <input type="radio"/> | collaboration with colleagues |
| <input type="radio"/> | better performance in co-curricular activities |



BC210407350: NIMRA KHALID

EDU304 – Introduction to Guidance and Counseling (Quiz No 2)

Question # 9 of 10 (Start time: 10:44:01 AM, 20 December 2022)

When a teacher makes students risk taker, he/she is trying to develop:



Select the correct option

| | |
|----------------------------------|---|
| <input type="radio"/> | level of anxiety |
| <input checked="" type="radio"/> | critical thinking in students correct   |
| <input type="radio"/> | demoralization |
| <input type="radio"/> | problem in students |

Question # 8 of 10 (start time: 10:42:42 AM, 20 December 2022)

Humanitarianism is an element of affective education connected with;

▶ Select the correct option



| | |
|-----------------------|---|
| <input type="radio"/> | Covert relationship |
| <input type="radio"/> | Intrapersonal relationship correct   |
| <input type="radio"/> | Interpersonal relationship |
| <input type="radio"/> | Emotional relationship |

Question # 7 of 10 (**Start time: 10:42:32 AM, 20 December 2022**)

SEL assists in the development of :

Select the correct option

| | |
|----------------------------------|---|
| <input type="radio"/> | appropriate social norms but not respect for others |
| <input type="radio"/> | human rights |
| <input type="radio"/> | appropriate social norms and respect for others |
| <input checked="" type="radio"/> | developmental growth |



correct  

EDU304 - Introduction to Guidance and Counseling (Quiz No 2)

Question # 6 of 10 (**start time: 10:42:20 AM, 20 December 2022**)

SEL stands for:

Select the correct option

| | |
|----------------------------------|--|
| <input checked="" type="radio"/> | Social and Emotional Learning correct   |
| <input type="radio"/> | Self-Encourage Learning |
| <input type="radio"/> | Self-awareness and Emotional Learning |
| <input type="radio"/> | Social and Existential Learning |



BC210407350: NIMRA KHALID

EDU304 - Introduction to Guidance and Counseling (Quiz No 2)

Question # 5 of 10 (start time: 10:41:55 AM, 20 December 2022)

According to humanists, affective personal development of students relies on:



Select the correct option

| | | |
|----------------------------------|--------------------------------------|--|
| <input checked="" type="radio"/> | student teacher relationship | correct   |
| <input type="radio"/> | permissive style of teaching | |
| <input type="radio"/> | humanized teacher-pupil relationship | |
| <input type="radio"/> | parent teacher coordination only | |

Question # 4 of 10 (**start time: 10:40:18 AM, 20 December 2022**)

Affective education requires good:

▶ **Select the correct option**

| | |
|-----------------------|--|
| <input type="radio"/> | scheme of studies |
| <input type="radio"/> | cognitive knowledge |
| <input type="radio"/> | Interpersonal relations correct   |
| <input type="radio"/> | portfolio |

Question # 3 of 10 (**start time: 10:39:41 AM, 20 December 2022**)

"Emotions is central to the development of morality and learning"

Select the correct option



Vygotsky



Friere



Goleman

correct





John Dewey

Question # 2 of 10 (**Start time: 10:38:55 AM, 20 December 2022**)

Affective education has 3 domains:

Select the correct option

| | |
|----------------------------------|---|
| <input type="radio"/> | emotions, feeling and intellect |
| <input checked="" type="radio"/> | feelings, emotions and self-esteem correct   |
| <input type="radio"/> | self-esteem, emotions and confidence |
| <input type="radio"/> | emotions, confidence and feelings |

BC210407350: NIMRA KHALID



EDU304 - Introduction to Guidance and Counseling (Quiz No 2)

Quiz

Question # 1 of 10 (Start time: 10:37:55 AM, 20 December 2022)

A set of emotional, cognitive and behavioral patterns learned from experience is called:



Select the correct option

| | |
|----------------------------------|---|
| <input checked="" type="radio"/> | Character correct   |
| <input type="radio"/> | Behavior |
| <input type="radio"/> | Actions |
| <input type="radio"/> | Moral |

Question # 1 of 10 (**Start time: 03:41:45 PM, 29 December 2022**)

By observing others doing the same or similar task learner:

Select the correct option



| | |
|----------------------------------|---|
| <input checked="" type="radio"/> | gets encouragement correct   |
| <input type="radio"/> | loses interest |
| <input type="radio"/> | confident |
| <input type="radio"/> | becomes disappointed |

EDU304 – Introduction to Guidance and Counseling (Quiz No 3)

Question # 2 of 10 (**Start time: 03:42:26 PM, 29 December 2022**)

The ability of an individual to do a job properly is called -----



Select the correct option

| | |
|----------------------------------|---|
| <input type="radio"/> | Competition |
| <input type="radio"/> | Worth |
| <input type="radio"/> | Opposition |
| <input checked="" type="radio"/> | Competence correct   |

Question # 3 of 10 (**Start time: 03:42:48 PM, 29 December 2022**)

Self-esteem is:

▶ Select the correct option

| | |
|-----------------------|---|
| <input type="radio"/> | person's overall sense of self-worth or personal value correct   |
| <input type="radio"/> | personal understanding |
| <input type="radio"/> | personal capacity |
| <input type="radio"/> | personal identity |



EDU304 - Introduction to Guidance and Counseling (Quiz No 3)

Question # 4 of 10 (Start time: 03:44:03 PM, 29 December 2022)

Affective skills include:

▶ Select the correct option

| | |
|-----------------------|---|
| <input type="radio"/> | applying a value system to a situation and development of the intellect |
| <input type="radio"/> | emotions and feelings |
| <input type="radio"/> | intellectual development and conflict resolution |
| <input type="radio"/> | applying a value system to a situation and conflict resolution |



correct  

Question # 5 of 10 (**Start time: 03:45:06 PM, 29 December 2022**)

Stress and anxiety effects self-efficacy:

Select the correct option

| | |
|----------------------------------|------------|
| <input type="radio"/> | No effect |
| <input type="radio"/> | Positively |
| <input checked="" type="radio"/> | Negatively |
| <input type="radio"/> | Neutral |

correct  

Question # 6 of 10 (start time: 03:45:36 PM, 29 December 2022)

Self-efficacy means a person's:

Select the correct option



capabilities



expertise



abilities



beliefs or expectations about own capabilities

correct  

Question # 7 of 10 (Start time: 03:46:18 PM, 29 December 2022)

In implementing activities that emphasize character development:

▶ Select the correct option

| | |
|-----------------------|--|
| <input type="radio"/> | schools should focus on intellectual development only |
| <input type="radio"/> | parents must be supportive in their academic development |
| <input type="radio"/> | teachers must be supported in their professional development |
| <input type="radio"/> | teachers must carry on with standard based education |

correct





EDU304 - Introduction to Guidance and Counseling (Quiz No 3)

Question # 8 of 10 (**Start time: 03:47:41 PM, 29 December 2022**)

Students should improve their school performance through showing:



Select the correct option

| | |
|----------------------------------|--|
| <input type="radio"/> | Aggressive behavior |
| <input type="radio"/> | Supremacy |
| <input checked="" type="radio"/> | Improved learning-to learn skills correct   |
| <input type="radio"/> | Power |

Question # 9 of 10 (**Start time: 03:48:50 PM, 29 December 2022**)

Negative behavioral element is:



▶ Select the correct option

| | |
|-----------------------|---|
| <input type="radio"/> | Violence correct   |
| <input type="radio"/> | Zest |
| <input type="radio"/> | Relish |
| <input type="radio"/> | Enthusiasm |

Question # 10 of 10 (Start time: 03:49:57 PM, 29 December 2022)

Community-based learning connects school work to:

Select the correct option



| | |
|----------------------------------|---|
| <input checked="" type="radio"/> | career goals correct   |
| <input type="radio"/> | none of these |
| <input type="radio"/> | practical work |
| <input type="radio"/> | domestic work |

Question # 2 of 10 (Start time: 04:19:18 PM, 29 December 2022)

Total

In order to reflect character education traits in maths and science, the following can be integrated in the subjects :

▶ Select the correct option



- | | |
|-----------------------|--|
| <input type="radio"/> | algebra and fractions |
| <input type="radio"/> | pollution and place value |
| <input type="radio"/> | enviornment |
| <input type="radio"/> | conflict resolution and interpersonal skills |
- correct**  

Question # 3 of 10 (**Start time: 04:20:52 PM, 29 December 2022**)

Dimensions of self-esteem are:

Select the correct option

| | |
|----------------------------------|-----------------------------|
| <input type="radio"/> | identity and capability |
| <input type="radio"/> | capacity and worth |
| <input type="radio"/> | confidence and value system |
| <input checked="" type="radio"/> | competence and worth |

correct  

Question # 4 of 10 (Start time: 04:21:45 PM, 29 December 2022)

Students must be given autonomy to make important choices regarding:

Select the correct option

| | |
|----------------------------------|-------------------------|
| <input type="radio"/> | how they want to behave |
| <input type="radio"/> | the problems |
| <input type="radio"/> | the syllabus |
| <input checked="" type="radio"/> | their self-development |

correct  

Question # 5 of 10 (Start time: 04:22:27 PM, 29 December 2022)

Teachers must be guided in Identifying:

Select the correct option

| | |
|-----------------------|---|
| <input type="radio"/> | appropriate assessment techniques for students |
| <input type="radio"/> | appropriate teaching methods for classroom use |
| <input type="radio"/> | character education traits that can be integrated in the curriculum |
| <input type="radio"/> | different teaching methodology |

correct





Question # 6 of 10 (start time: 04:23:12 PM, 29 December 2022)

Students should improve their school performance through showing:

Select the correct option



| | |
|----------------------------------|--------------------------|
| <input type="radio"/> | Aggressive behavior |
| <input type="radio"/> | Power |
| <input type="radio"/> | Supremacy |
| <input checked="" type="radio"/> | Improved learning skills |

correct  

Question # 7 of 10 (**Start time: 04:23:58 PM, 29 December 2022**)

Teacher in PBL must stress upon:

Select the correct option

| | |
|----------------------------------|---|
| <input type="radio"/> | efforts over learning |
| <input type="radio"/> | academic outcomes |
| <input type="radio"/> | normative standards |
| <input checked="" type="radio"/> | efforts over ability correct   |

Question # 8 of 10 (Start time: 04:25:03 PM, 29 December 2022)

"If I have the belief that I can do it, I shall surely acquire the capacity to do it even if I may not have it at the beginning." Said by:

Select the correct option

 Reload Mat



Helen Keller



Gholson & Craig



Bandura



Mahatma Gandhi



correct



Question # 9 of 10 (**Start time: 04:25:34 PM, 29 December 2022**)

Community-based learning is another form of:



Select the correct option

| | |
|----------------------------------|---|
| <input type="radio"/> | self-monitoring |
| <input type="radio"/> | problem-based learning |
| <input checked="" type="radio"/> | contextual learning correct   |
| <input type="radio"/> | academic learning |

Question # 10 of 10 (**Start time: 04:26:12 PM, 29 December 2022**)

Self-esteem occurs in conjunction with:



Select the correct option

- | | |
|----------------------------------|--|
| <input type="radio"/> | confidence and grooming |
| <input checked="" type="radio"/> | thoughts, behaviour, feelings and actions correct   |
| <input type="radio"/> | personal interests |
| <input type="radio"/> | learning interest |

Question # 10 of 10 (Start time: 06:36:16 PM, 29 December 2022)

Character education helps the teachers to work on:



Select the correct option

| | |
|----------------------------------|--|
| <input type="radio"/> | Research |
| <input type="radio"/> | Field survey |
| <input checked="" type="radio"/> | Moral and character development of students correct   |
| <input type="radio"/> | Assignments |

Question # 8 of 10 (**start time: 06:34:13 PM, 29 December 2022**)

Activities related to social skills provide opportunities for students to:

Select the correct option

| | |
|----------------------------------|---|
| <input type="radio"/> | Avoid each other |
| <input checked="" type="radio"/> | Help each other correct   |
| <input type="radio"/> | Be aggressive with each other |
| <input type="radio"/> | Run away from problem |

Question # 8 of 10 (Start time: 06:34:13 PM, 29 December 2022)

Activities related to social skills provide opportunities for students to:

▶ Select the correct option



Avoid each other



Help each other

correct



Be aggressive with each other





Run away from problem

Question # 3 of 10 (**Start time: 06:30:19 PM, 29 December 2022**)

Beliefs are acquired through:

Select the correct option

| | |
|----------------------------------|---|
| <input type="radio"/> | own experience only |
| <input type="radio"/> | counserllor |
| <input type="radio"/> | teachers and parents |
| <input checked="" type="radio"/> | observation and interpretation correct   |

Question # 4 of 10 (Start time: 06:30:37 PM, 29 December 2022)

Effective learning takes place when knowledge and skills are offered in the context of:

▶ Select the correct option

- ☐ positivity, problems and events
- ☐ real-life experiences but not problems and events
- ☒ real-life experiences, problems and events
- ☐ positivity, problems and solutions



correct



Question # 7 of 10 (**Start time: 06:33:41 PM, 29 December 2022**)

To build a caring classroom community, teacher should:

Select the correct option



| | |
|----------------------------------|---|
| <input type="radio"/> | give detailed instructions |
| <input checked="" type="radio"/> | model respectful behaviour correct   |
| <input type="radio"/> | demonstrate in specific problems |
| <input type="radio"/> | encourage students to finish class work on time |

Question # 2 of 10 (**Start time: 06:29:59 PM, 29 December 2022**)

Brain functions best :

Select the correct option



| | |
|----------------------------------|-------------------------------|
| <input type="radio"/> | under perceived threats |
| <input type="radio"/> | when relaxed |
| <input type="radio"/> | in an independent environment |
| <input checked="" type="radio"/> | in a supportive environment |

correct  

Question # 10 of 10 (**Start time: 06:25:52 PM, 29 December 2022**)

Community-based learning connects school work to:



Select the correct option

| | |
|----------------------------------|--|
| <input type="radio"/> | practical work |
| <input type="radio"/> | domestic work |
| <input checked="" type="radio"/> | career goals correct   |
| <input type="radio"/> | none of these |

Question # 8 of 10 (**Start time: 06:25:08 PM, 29 December 2022**)

Which of the following is not social emotional skill?



Select the correct option

| | |
|----------------------------------|---|
| <input type="radio"/> | Optimism |
| <input type="radio"/> | Problem-solving |
| <input checked="" type="radio"/> | Pessimism correct   |
| <input type="radio"/> | Hope |

Question # 3 of 10 (**Start time: 06:21:34 PM, 29 December 2022**)

Students' academic improvement can be assessed through:

Select the correct option

| | |
|----------------------------------|--|
| <input type="radio"/> | Supremacy |
| <input type="radio"/> | Power |
| <input checked="" type="radio"/> | Higher achievement in test scores correct   |
| <input type="radio"/> | Aggressive behavior |

Question # 4 of 10 (Start time: 06:22:57 PM, 29 December 2022)

To develop positive self-efficacy schools need to encourage:

 Select the correct option



| | |
|-----------------------|---|
| <input type="radio"/> | self-directed learning |
| <input type="radio"/> | guided tasks |
| <input type="radio"/> | negotiation, leadership and conflict resolution |
| <input type="radio"/> | self-efficacy and learning |

correct  

Question # 6 of 10 (Start time: 06:24:37 PM, 29 December 2022)

Emotional intelligence has more bearing on life and school outcomes than:



Select the correct option

| | |
|----------------------------------|--|
| <input type="radio"/> | personal intelligence |
| <input checked="" type="radio"/> | academic intelligence correct   |
| <input type="radio"/> | logical intelligence |
| <input type="radio"/> | intrapersonal intelligence |

Question # 3 of 10 (Start time: 06:21:34 PM, 29 December 2022)

Students' academic improvement can be assessed through:



▶ Select the correct option

| | |
|-----------------------|--|
| <input type="radio"/> | Supremacy |
| <input type="radio"/> | Power |
| <input type="radio"/> | Higher achievement in test scores correct   |
| <input type="radio"/> | Aggressive behavior |

Question # 2 of 10 (**Start time: 06:21:06 PM, 29 December 2022**)

Success boosts up one's:



Select the correct option

| | |
|----------------------------------|--|
| <input type="radio"/> | satisfaction with the teacher |
| <input type="radio"/> | satisfaction with learning outcomes |
| <input checked="" type="radio"/> | self-efficacy correct   |
| <input type="radio"/> | faith in school |

Question # 1 of 10 (**Start time: 06:20:28 PM, 29 December 2022**)

Weak self-efficacy leads towards:



Select the correct option

| | |
|----------------------------------|--|
| <input type="radio"/> | Self-esteem |
| <input type="radio"/> | Experiments |
| <input checked="" type="radio"/> | Challenges correct   |
| <input type="radio"/> | Failure |

Question # 10 of 10 (Start time: 07:00:10 PM, 29 December 2022)

Students must be given autonomy to make important choices regarding:



Select the correct option

| | |
|----------------------------------|---|
| <input type="radio"/> | the syllabus |
| <input type="radio"/> | the problems |
| <input checked="" type="radio"/> | their self-development correct   |
| <input type="radio"/> | how they want to behave |

Question # 9 of 10 (**Start time: 06:59:45 PM, 29 December 2022**)

Too little self-esteem:



Select the correct option

| | |
|----------------------------------|--|
| <input type="radio"/> | is easy to boost up |
| <input checked="" type="radio"/> | leaves people feeling defeated or depressed correct   |
| <input type="radio"/> | develops with time |
| <input type="radio"/> | is difficult to solve |

Question # 7 of 10 (**Start time: 06:59:01 PM, 29 December 2022**)

Learning process is:

Select the correct option

| | |
|----------------------------------|---|
| <input checked="" type="radio"/> | 50% social-emotional and 50% cognitive correct   |
| <input type="radio"/> | 45% social-emotional and 70% cognition |
| <input type="radio"/> | 40% social-emotional and 60% cognition |
| <input type="radio"/> | 65% social-emotional, 35% cognition |

Question # 5 of 10 (Start time: 06:58:29 PM, 29 December 2022)

According to Bandura (1997) how many ways of learning and acquiring self-efficacy expectations are?



Select the correct option

| | | |
|----------------------------------|-------|---|
| <input checked="" type="radio"/> | Four | correct   |
| <input type="radio"/> | Three | |
| <input type="radio"/> | Five | |
| <input type="radio"/> | Six | |

Question # 2 of 10 (**start time: 06:57:41 PM, 29 December 2022**)

Person's overall sense of self-worth or personal value is known as:



Select the correct option

| | |
|----------------------------------|---|
| <input type="radio"/> | Achievement |
| <input checked="" type="radio"/> | Self esteem correct   |
| <input type="radio"/> | Evaluation |
| <input type="radio"/> | Belief |

Question # 1 of 10 (**Start time: 06:56:17 PM, 29 December 2022**)

The goal of assessment is:

▶ **Select the correct option**

| | |
|-----------------------|--|
| <input type="radio"/> | monitoring progress |
| <input type="radio"/> | to make students reflect on their performance correct   |
| <input type="radio"/> | assessing general progress |
| <input type="radio"/> | monitoring attitudes |

Question # 8 of 10 (**start time: 07:23:59 PM, 29 December 2022**)

Emotional Intelligence has great impact on student's outcome than:

Select the correct option

| | |
|----------------------------------|----------------------------|
| <input type="radio"/> | Logical Intelligence |
| <input type="radio"/> | Personal Intelligence |
| <input type="radio"/> | Intrapersonal Intelligence |
| <input checked="" type="radio"/> | Academic Intelligence |

correct



Question # 7 of 10 (Start time: 07:23:22 PM, 29 December 2022)

Self-mentoring enables students to:

Select the correct option

| | |
|----------------------------------|--|
| <input type="radio"/> | reflect on their learning outcomes |
| <input checked="" type="radio"/> | identify own mentoring needs and know themselves |
| <input type="radio"/> | reflect on progress of other students |
| <input type="radio"/> | become critical of others |

correct  

Question # 5 of 10 (start time: 07:22:41 PM, 29 December 2022)

Who gave the following definition of character building?

"Character education is the deliberate effort to help people understand, care about, and act upon core ethical values".

Select the correct option

 Reload

☐

Bronfen Brenner

☒

Dr. Thomas Lickona

correct

☐

Carl Rogers



☐

Jean Piaget

Question # 1 of 10 (**Start time: 07:20:51 PM, 29 December 2022**)

Problem-based learning connects:

Select the correct option

| | |
|----------------------------------|--|
| <input type="radio"/> | students to learning |
| <input checked="" type="radio"/> | learning to application correct   |
| <input type="radio"/> | learning to experience |
| <input type="radio"/> | investigation to education |



EDU304 - Introduction to Guidance and Counseling (Quiz No 3)

Question # 7 of 10 (**start time: 07:51:15 PM, 29 December 2022**)

To ensure effective integration of character education, schools must promote:

Select the correct option

| | |
|----------------------------------|--------------------------------------|
| <input type="radio"/> | academic presentations |
| <input type="radio"/> | audio-visual aids |
| <input type="radio"/> | extra- curricular activities |
| <input checked="" type="radio"/> | use of performance-based assessments |

correct  

Question # 4 of 10 (Start time: 07:49:23 PM, 29 December 2022)

In community based learning those problems should be focused which are:

▶ Select the correct option



Nonexistent



Illusory



Real

correct





Fictional

Question # 6 of 10 (Start time: 08:03:02 PM, 29 December 2022)

Teachers in PBL must act as:



Select the correct option

| | |
|----------------------------------|---|
| <input type="radio"/> | agents of change |
| <input type="radio"/> | listener |
| <input checked="" type="radio"/> | resource persons correct   |
| <input type="radio"/> | guides |

Question # 1 of 10 (Start time: 08:01:50 PM, 29 December 2022)

Students with low self-efficacy are more apt to:

Select the correct option

| | |
|----------------------------------|--|
| <input checked="" type="radio"/> | give up at the first sign of difficulty |
| | correct   |
| <input type="radio"/> | adapt in difficult situations |
| <input type="radio"/> | confront difficulties |
| <input type="radio"/> | face problems |

Question # 10 of 10 (Start time: 08:21:37 PM, 29 December 2022)

Character education helps the teachers to work on:

Select the correct option



| | |
|----------------------------------|---|
| <input type="radio"/> | Field survey |
| <input type="radio"/> | Research |
| <input checked="" type="radio"/> | Moral and character development of students |
| <input type="radio"/> | Assignments |

correct  

Question # 9 of 10 (**start time: 08:20:10 PM, 29 December 2022**)

Emotional intelligence has great impact on student's outcome than:



Select the correct option

| | |
|----------------------------------|---|
| <input checked="" type="radio"/> | Academic intelligence correct   |
| <input type="radio"/> | Personal intelligence |
| <input type="radio"/> | Logical intelligence |
| <input type="radio"/> | Intrapersonal intelligence |

Question # 9 of 10 (**start time: 08:20:10 PM, 29 December 2022**)

Emotional intelligence has great impact on student's outcome than:



Select the correct option

| | |
|----------------------------------|--|
| <input checked="" type="radio"/> | Academic Intelligence correct   |
| <input type="radio"/> | Personal Intelligence |
| <input type="radio"/> | Logical Intelligence |
| <input type="radio"/> | Intrapersonal Intelligence |

Question # 8 of 10 (Start time: 08:20:02 PM, 29 December 2022)

Learning process is:

Select the correct option


| | |
|----------------------------------|---|
| <input type="radio"/> | 45% social-emotional and 70% cognition |
| <input type="radio"/> | 40% social-emotional and 60% cognition |
| <input checked="" type="radio"/> | 50% social-emotional and 50% cognitive correct   |
| <input type="radio"/> | 65% social-emotional, 35% cognition |

Question # 7 of 10 (start time: 08:19:56 PM, 29 December 2022)

How many ways of learning and acquiring self-efficacy expectations are there according to Bandura?

Select the correct option

| | |
|----------------------------------|-------|
| <input type="radio"/> | Six |
| <input checked="" type="radio"/> | Four |
| <input type="radio"/> | Five |
| <input type="radio"/> | Seven |

correct  



EDU304 - Introduction to Guidance and Counseling (Quiz No 3)

Question # 6 of 10 (Start time: 08:19:47 PM, 29 December 2022)

Brain functions best :

Select the correct option



| | |
|----------------------------------|-------------------------------|
| <input type="radio"/> | under perceived threats |
| <input type="radio"/> | when relaxed |
| <input type="radio"/> | In an independent environment |
| <input checked="" type="radio"/> | In a supportive environment |

correct  

Question # 5 of 10 (Start time: 08:18:41 PM, 29 December 2022)

Self-esteem levels at extreme high end of spectrum:



Select the correct option

| | |
|----------------------------------|---|
| <input type="radio"/> | is very rare |
| <input type="radio"/> | is very confusing |
| <input type="radio"/> | brings about best achievements |
| <input checked="" type="radio"/> | can be very damaging correct   |

Question # 4 of 10 (Start time: 08:18:20 PM, 29 December 2022)

Self-esteem occurs in conjunction with:

Select the correct option

| | |
|----------------------------------|--|
| <input checked="" type="radio"/> | thoughts, behaviour, feelings and actions correct   |
| <input type="radio"/> | confidence and grooming |
| <input type="radio"/> | learning interest |
| <input type="radio"/> | personal interests |

Question # 3 of 10 (Start time: 08:18:11 PM, 29 December 2022)

To develop positive self-efficacy schools need to encourage:

Select the correct option

| | |
|----------------------------------|---|
| <input type="radio"/> | self-efficacy and learning |
| <input type="radio"/> | self-directed learning |
| <input checked="" type="radio"/> | negotiation, leadership and conflict resolution |
| <input type="radio"/> | guided tasks |

correct  



BC210407350: NIMRA KHALID

EDU304 - Introduction to Guidance and Counseling (Quiz No 3)

Question # 2 of 10 (Start time: 08:17:43 PM, 29 December 2022)

Emotional intelligence has more bearing on life and school outcomes than:



Select the correct option

| | | |
|----------------------------------|----------------------------|---|
| <input checked="" type="radio"/> | academic intelligence | correct   |
| <input type="radio"/> | logical intelligence | |
| <input type="radio"/> | intrapersonal intelligence | |
| <input type="radio"/> | personal intelligence | |

Question # 1 of 10 (Start time: 08:15:56 PM, 29 December 2022)

Self-esteem is:

Select the correct option

| | |
|----------------------------------|---|
| <input checked="" type="radio"/> | person's overall sense of self-worth or personal value correct   |
| <input type="radio"/> | personal understanding |
| <input type="radio"/> | personal identity |
| <input type="radio"/> | personal capacity |

Question # 3 of 10 (**start time: 11:05:29 PM, 29 December 2022**)

Cognitive processing includes:

Select the correct option



understand, analysis and evaluation



analysis, synthesis and evaluation

correct



synthesis, empathy and evaluation



analysis, emotions and evaluation